




396-5039Y1

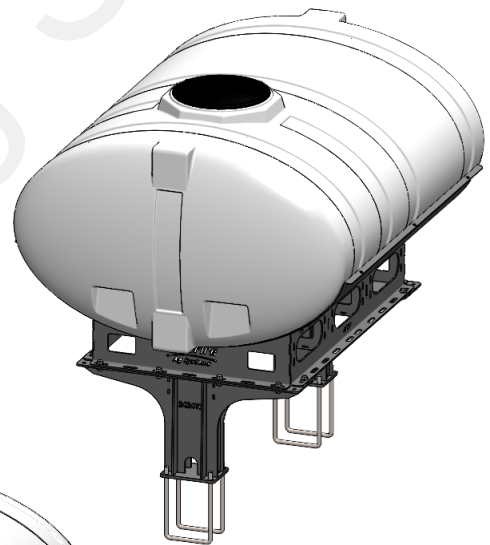
Kinze 4905 24 Row Hitch Mounted Tank Instructions

Planter Manufacturer: **KINZE**

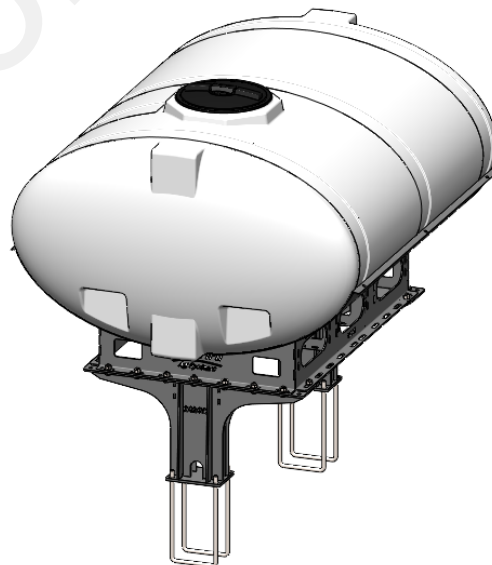
- Kit Number: 530-03-450240 (400 Gallon Elliptical)
- Kit Number: 530-03-450250 (500 Gallon Elliptical)
- Kit Number: 530-03-450260 (600 Gallon Elliptical)
- Kit Number: 530-03-450275 (750 Gallon Elliptical)



400/500 Gallon



600 Gallon

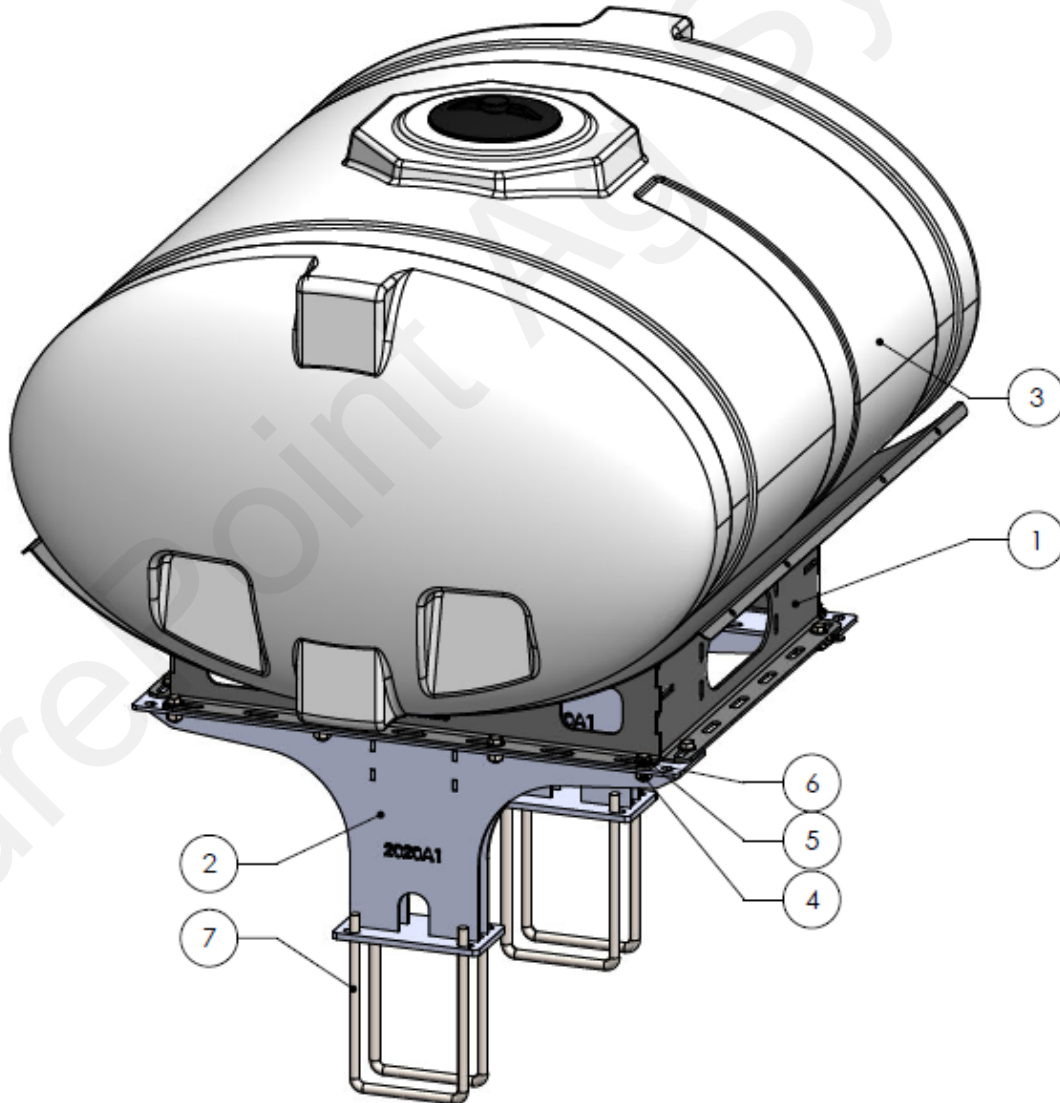


750 Gallon



Parts List and Exploded View 530-03-450240

ITEM NO.	PART NUMBER	DESCRIPTION	QTY.
1	421-1333A2	400 Gallon Elliptical Cradle	1
2	421-2020A1	Support Stand for Hitch Mount Tank - 400/500 Gal	2
3	727-01-HE0400-57-W	Elliptical Tank - 400 Gal - White	1
4	323-10	5/8" Flange Nut	12
5	330-10	5/8" Flat Washer	12
6	300-100108-5	5/8" x 1-1/2" HCS	12
7	380-1067	3/4" U-bolt Kit - fits 8" x 16" tube - (8" opening)	4
8	525-3000	3" Tank Strap Kit	2

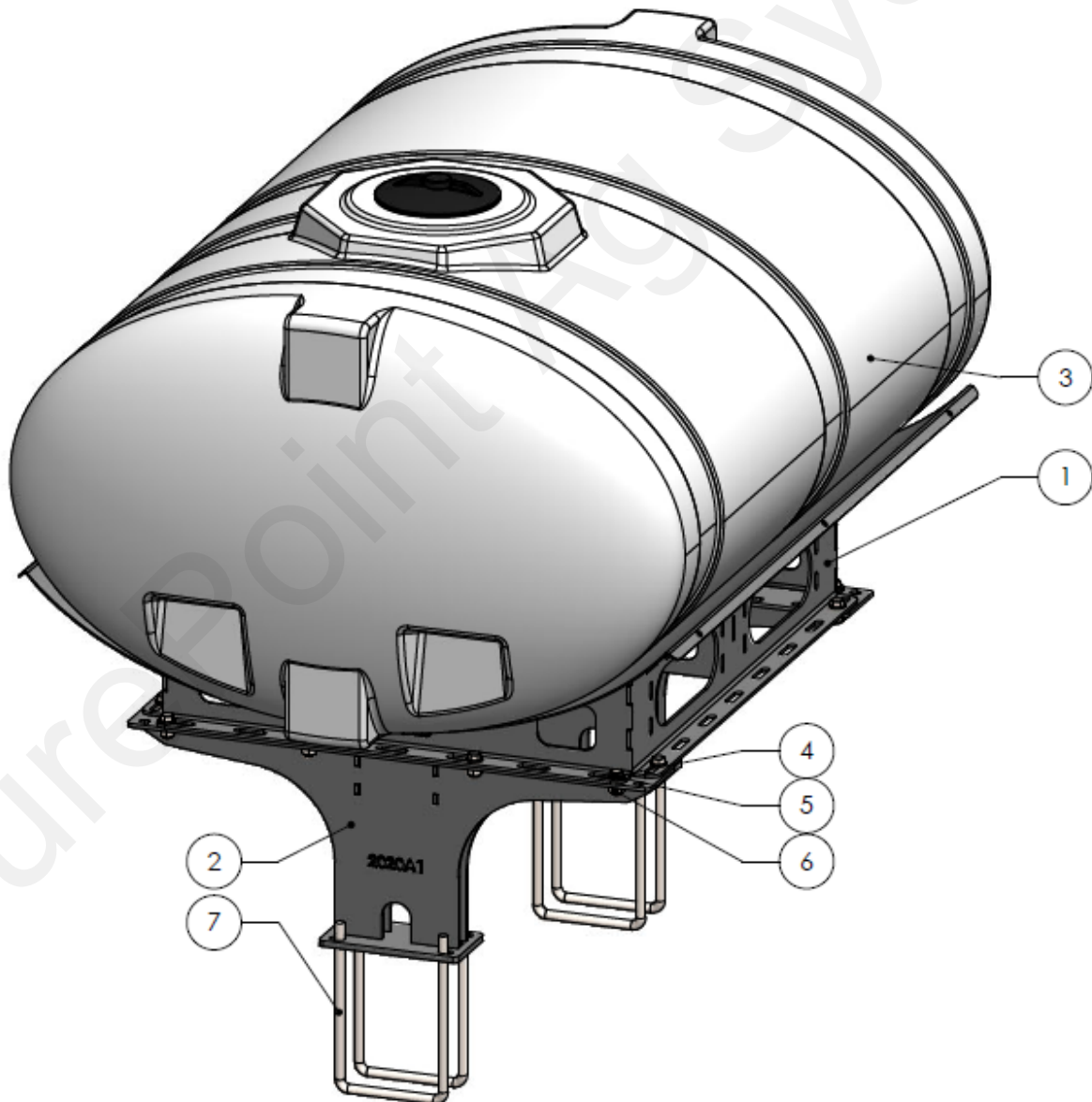




Parts List and Exploded View

530-03-450250

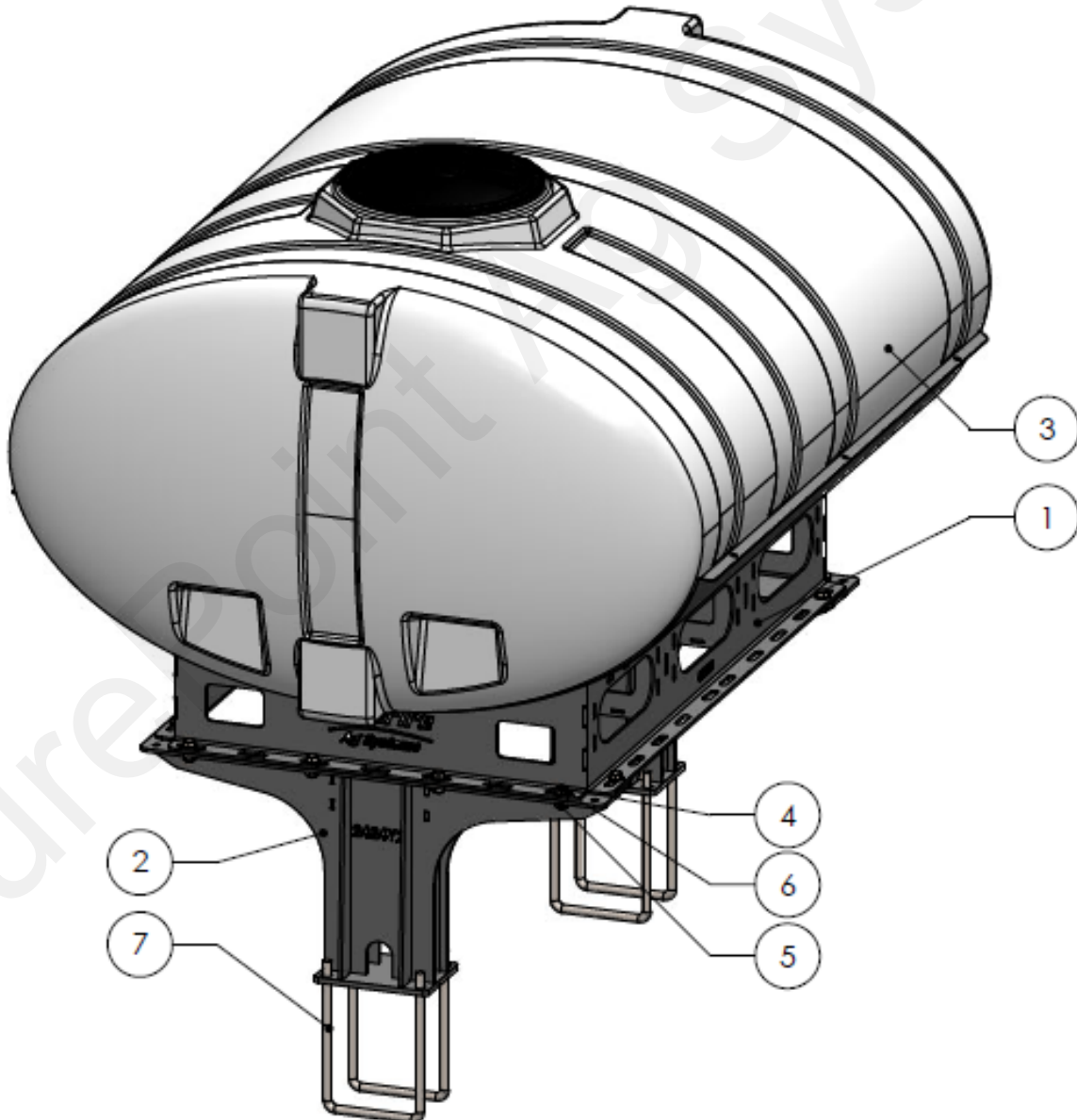
ITEM NO.	PART NUMBER	DESCRIPTION	QTY.
1	421-1329A2	500 Gallon Elliptical Cradle	1
2	421-2020A1	Support Stand for Hitch Mount Tank - 400/500 Gal	2
3	727-01-HE0500-57-CS-W	Elliptical Tank - 500 Gal - White - Center Sump	1
4	300-100108-5	5/8" x 1-1/2" HCS	12
5	330-10	5/8" Flat Washer	12
6	323-10	5/8" Flange Nut	12
7	380-1067	3/4" U-bolt Kit - fits 8" x 16" tube - (8" opening)	4
8	525-3000	3" Tank Strap Kit	3





Parts List and Exploded View 530-03-450260

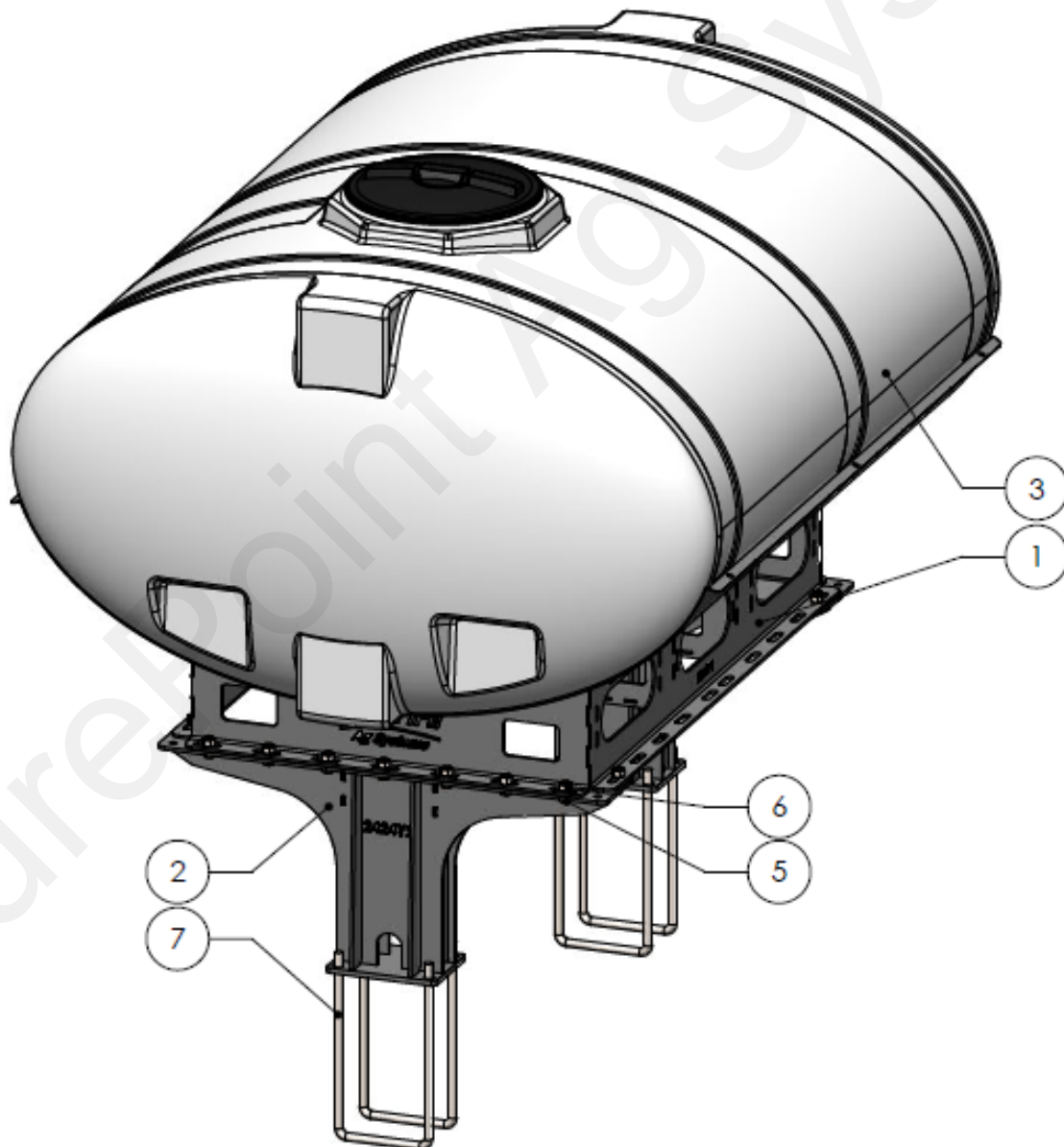
ITEM NO.	PART NUMBER	DESCRIPTION	QTY.
1	421-4105Y1	600 Gallon Elliptical Tank Cradle	1
2	421-2424Y2	1775NT - 750 Gallon Tank Stand	2
3	727-01-HE0600-64-CS-W	Elliptical Tank - 600 Gal - White - Center Sump	1
4	300-100108-5	5/8" x 1-1/2" HCS	12
5	323-10	5/8" Flange Nut	12
6	330-10	5/8" Flat Washer	12
7	380-1067	3/4" U-bolt Kit - fits 8" x 16" tube - (8" opening)	4
8	525-3000	3" Tank Strap Kit	3





Parts List and Exploded View 530-03-450275

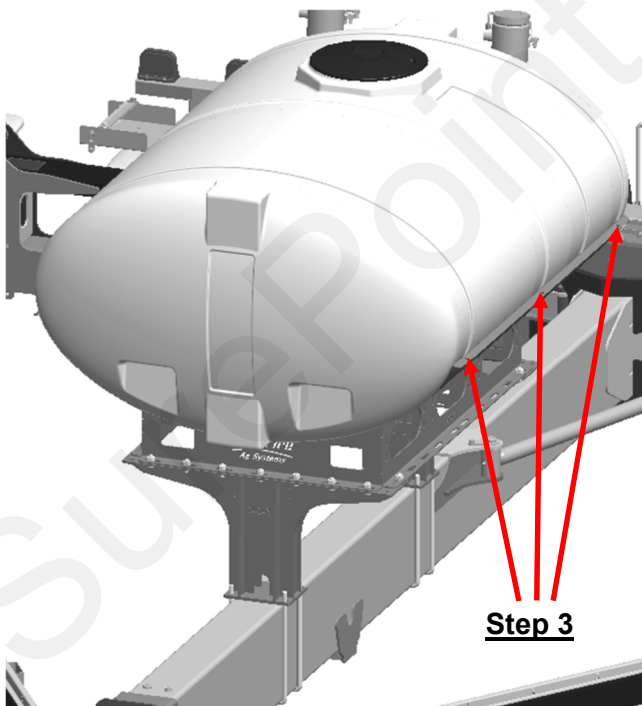
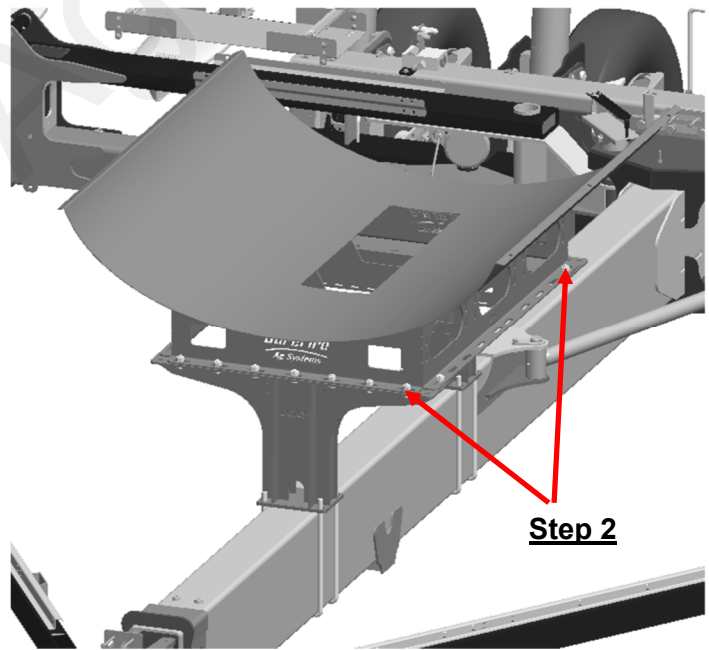
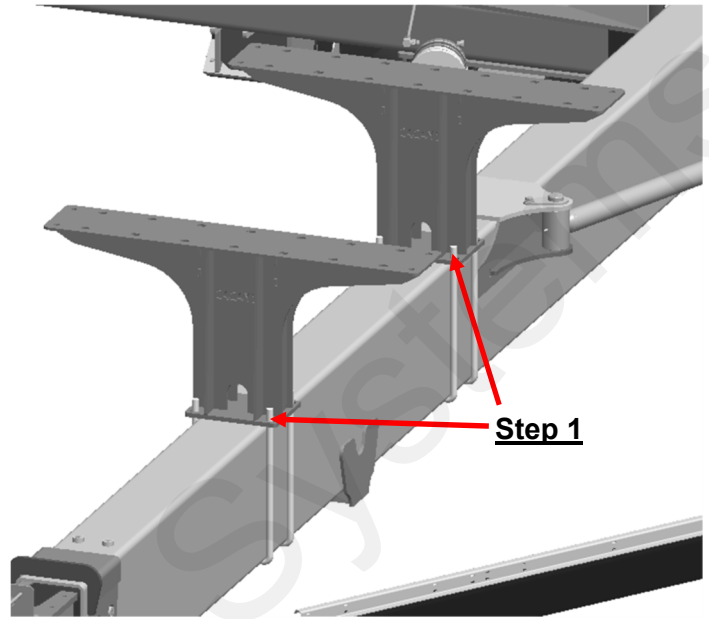
ITEM NO.	PART NUMBER	DESCRIPTION	QTY.
1	421-4105Y1	600 Gallon Elliptical Tank Cradle	1
2	421-2424Y2	1775NT - 750 Gallon Tank Stand	2
3	727-01-HE0600-64-CS-W	Elliptical Tank - 600 Gal - White - Center Sump	1
4	300-100108-5	5/8" x 1-1/2" HCS	12
5	323-10	5/8" Flange Nut	12
6	330-10	5/8" Flat Washer	12
7	380-1067	3/4" U-bolt Kit - fits 8" x 16" tube - (8" opening)	4
8	525-3000	3" Tank Strap Kit	3





Step by Step Instructions

1. Loosely bolt the tank pedestals to the main hitch bar using the provided U-Bolts. Make sure the rear pedestal sits in front of the hydraulic cylinder brackets.
2. Place the tank cradle on top of the pedestals. Using the 5/8" hardware, loosely bolt the cradle to the pedestals.
3. Place your tank in the cradle lining the tank strap grooves up with the hole pattern in the cradle. Tighten the tank down to the cradle using the tank strap kits.
4. Tighten the cradle bolts down. Tighten the U-Bolts down.
5. After first filling tighten the tank straps again to ensure they are properly tightened.



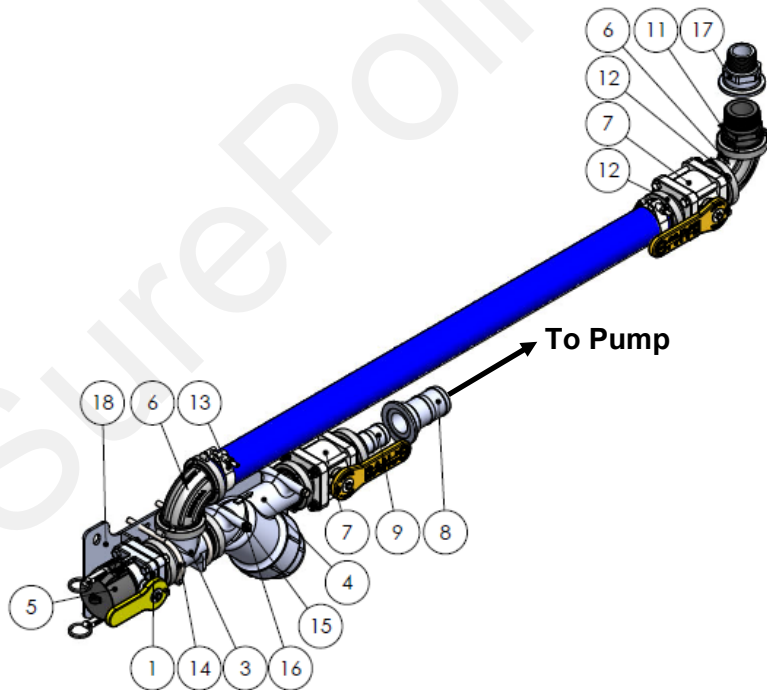


Kinze 4905 Fill Kit

Kit Number: 520-00-250500

Description: Kinze 4905 Hitch Tank 2" Fill/Discharge Kit

ITEM NO.	PART NUMBER	DESCRIPTION	QTY.
1	102-200VSFCF	200 Series Manifold x 2" Male Quick Coupler	1
2	105-150G-H	1-1/2" EPDM Gasket	9
3	105-200TEE	2" Flanged Tee Fitting	1
4	109-200MLS-20M	2" Manifold Y Strainer - 20 Mesh	1
5	106-200CAP	2" Cap	1
6	105-200SWP90	2" Manifold Sweep - 90 Degree	2
7	102-200MVCF	2" Manifold Ball Valve	2
8	105-200BRB	2" Manifold x 2" HB	3
9	105-200150BRB	2" Manifold X 1-1/2" Barb	1
10	280-200-ENF	2" Enforcer Fertilizer Solution Hose (ft)	20
11	105-200MPT	2" Manifold x 2" MPT	1
12	105-FC200	2" Manifold Clamp	9
13	350-TC231	T-Bolt Hose Clamp - 2" Enforcer	2
14	302-UB222	M220 U-Bolt Assembly - 2 U-Bolt Kits	1
15	300-050508-5	5/16" x 5-1/2" Hex Head Bolt - G5	2
16	330-05	5/16" Flat Washer	2
17	105-200150MPT	2" Manifold X 1-1/2" Male	1
18	435-4974Y1	Kinze 4905 Bulk Fill Stair Fill Kit Mounting Bracket	1
19	350-TC181	T-Bolt Hose Clamp - 1-1/2" Enforcer	2
20	300-060100-5	3/8" x 1" Hex Head Bolt - G5	2
21	323-05	5/16" Flange Nut	2
22	323-06	3/8" Flange Nut	2
23	400-4583Y1-BK	Fertilizer Hose Support Bracket	2
24	105-200150BRB45	2" Manifold x 1-1/2" HB - 45 Degree	1
25	105-200BRB45	2" Manifold x 2" HB - 45 Degree	1



1. Mount the 435-4974Y1 bracket to the holes provided in the stairs using the 3/8" x 1" bolts and nuts.
2. Assemble the fill/discharge kit as shown below. Thread the correct size pipe threaded manifold into the bottom tank bung. Use the provided plug to plug the second bung.
3. Route the 2" enforcer hose from the fill port to the discharge kit under the tank. Make sure to keep the hose away from row units and any moving parts.

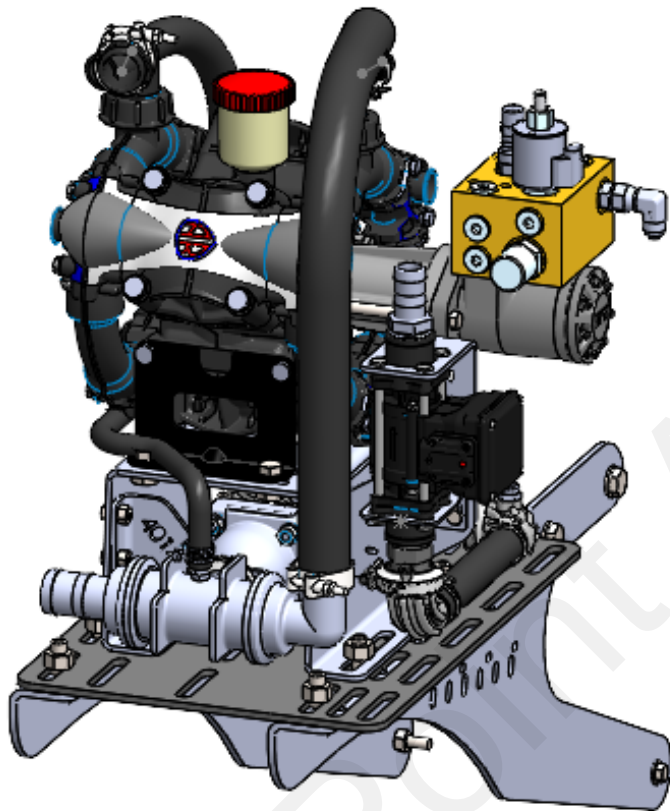


Over the Tire Pump Mounting Kit

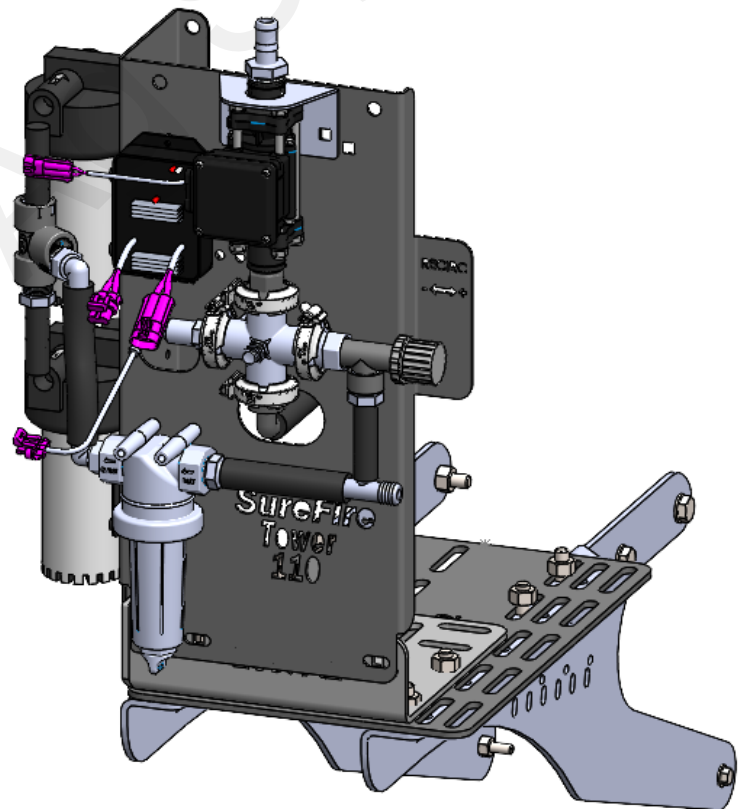
Kit Number: 515-03-201310

Description: Kinze 4905 24R Over the Tire Pump Mounting Kit

Instruction Sheet: 396-2937Y1



PumpRight



Tower