

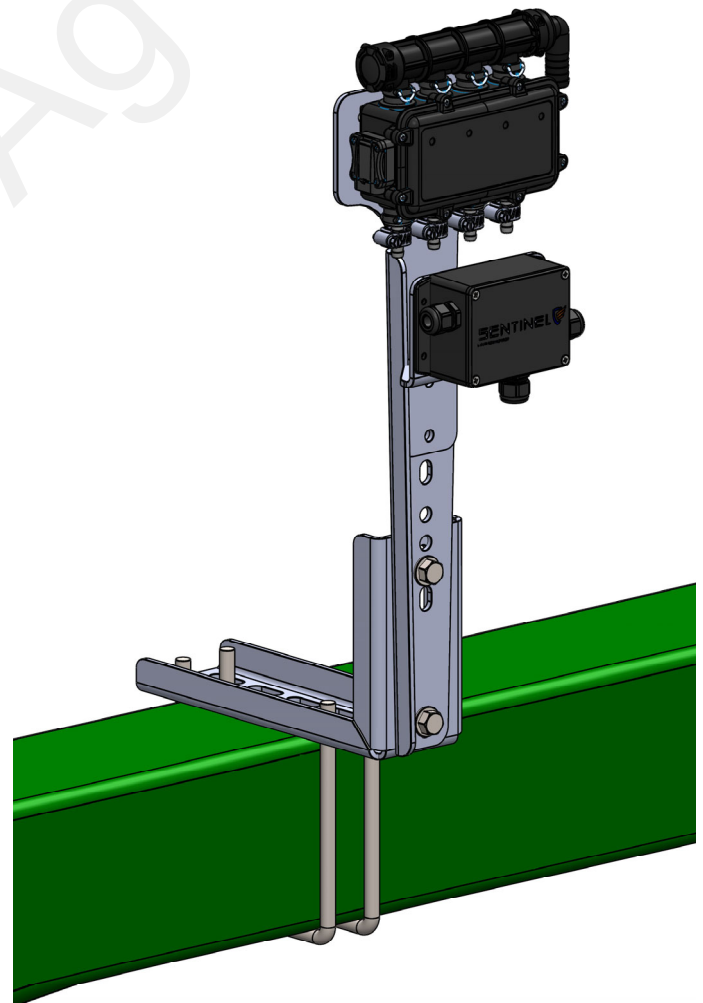
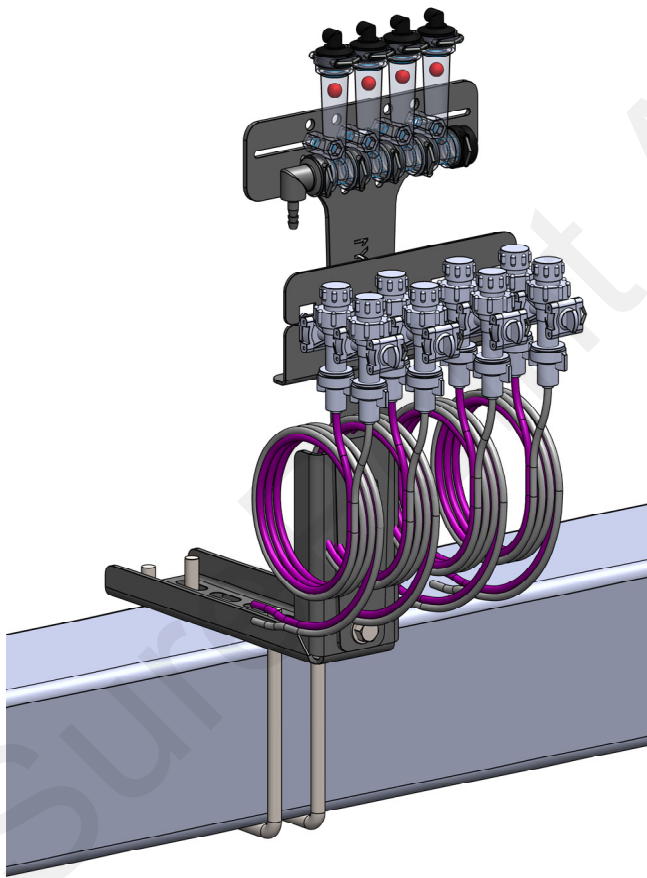


396-4969Y1

Flow Indicator Offset Bracket Mounting Instructions

Kit Number: 515-02-100800

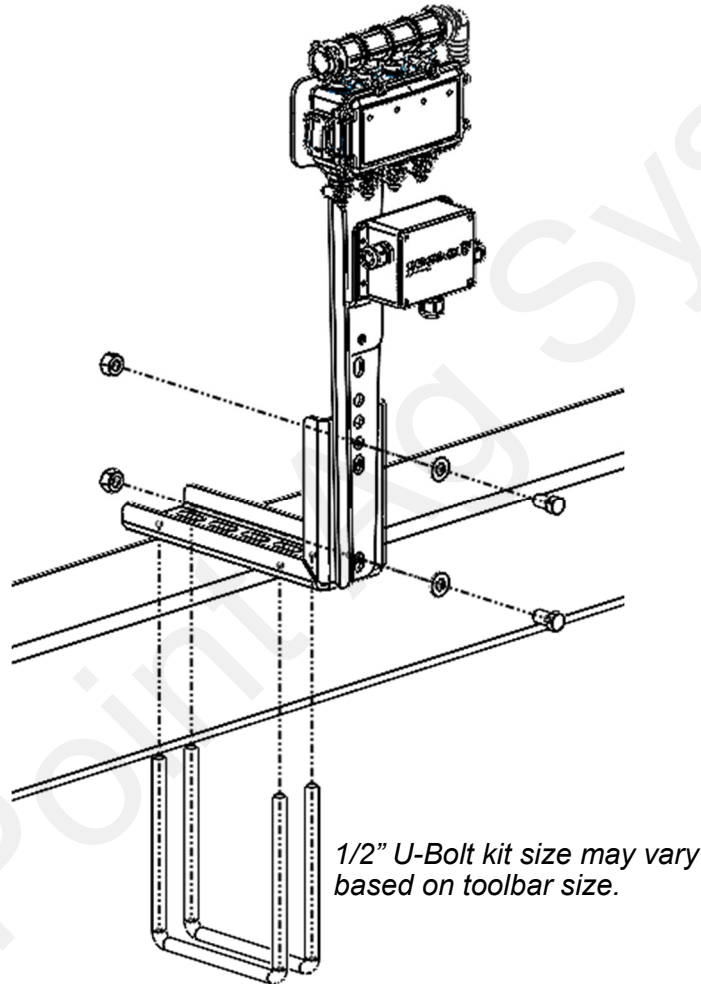
Description: Offset Mounting Bracket for Flow Indicators/Sentinel
for use on Stack Fold/Wing Fold (Add U-Bolt)





Parts List and Exploded View

ITEM NO.	PART NUMBER	DESCRIPTION	QTY.
1	400-3985Y1-BK	Flow Indicator Offset L Bracket	1
2	300-080100-5	1/2" x 1" Hex Head Bolt - G5	2
3	323-08	1/2" Flange Nut	2
4	330-08	1/2" Flat Washer	2



Installation Instructions:

1. Mount the offset bracket to the toolbar using u-bolts provided. Typically the flow indicator bracket is mounted on the front side of the toolbar, but can be mounted on either side.
2. Mount the Sentinel or Flow Indicator mounting bracket to the offset bracket using 1/2" hardware provided. The bent edge should face away from the offset bracket. The holes in the bracket allow for adjustability up or down as necessary. Some drilling may be required to mount in the optimal location.
3. Check for clearance when folding the planter/applicator and mount Sentinel or Flow Indicators to the mounting bracket and continue plumbing and installing the system.