

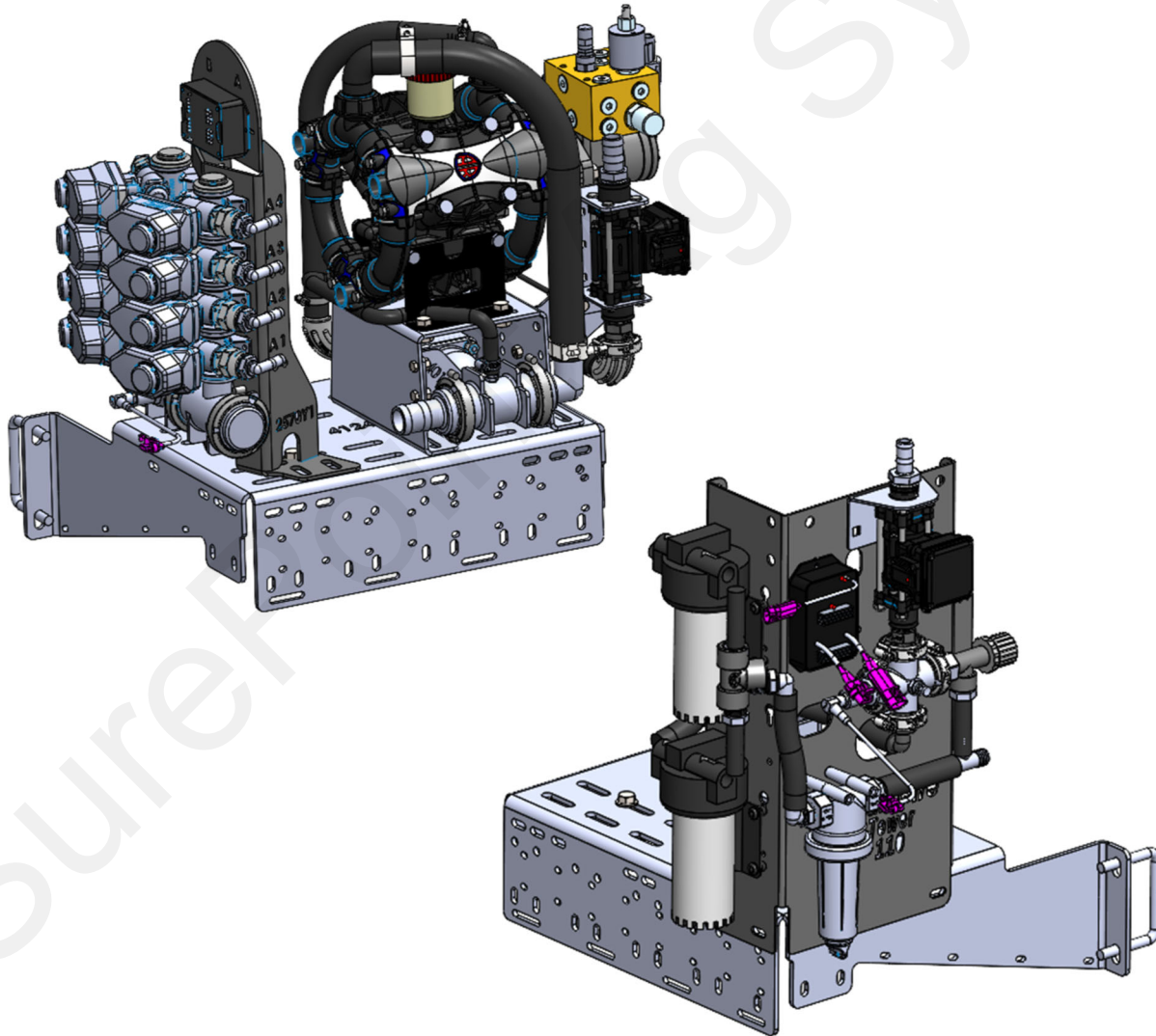


396-4520Y1

Case iH 2130 Stack Fold Planter PR Pump, Tower, LiquiShift & Section Valve Bracket

Planter Manufacturer: **CASE IH**
AGRICULTURE

Kit Number: 515-03-201230

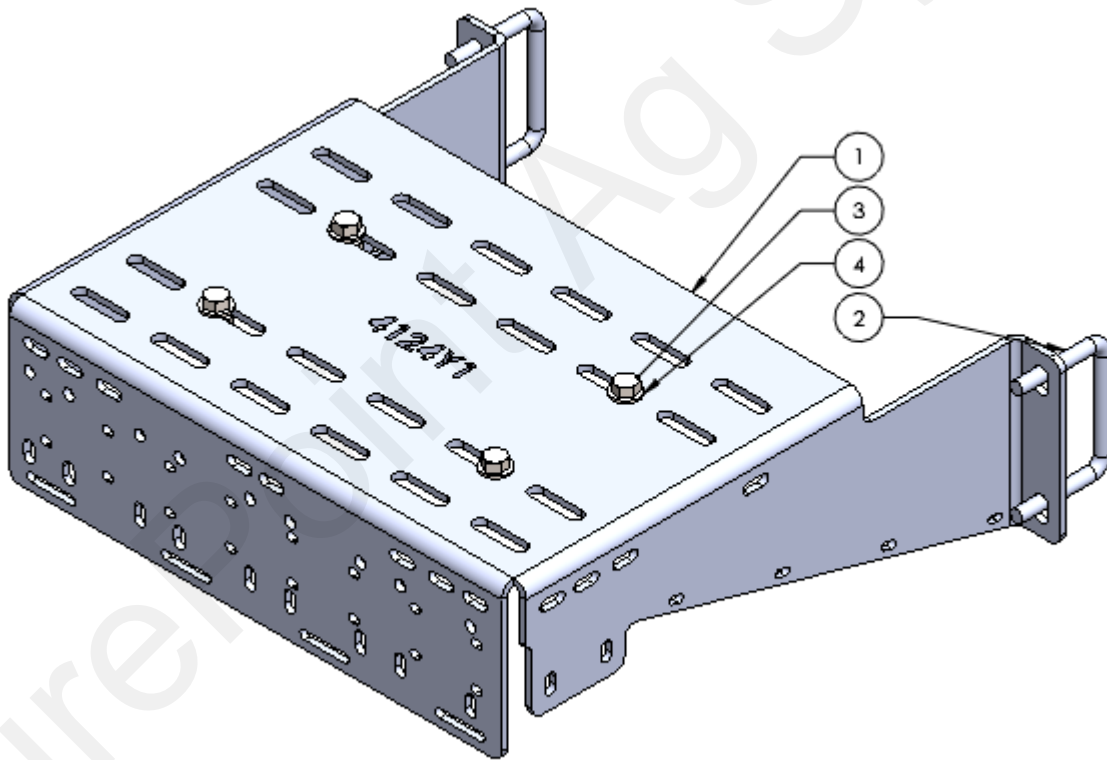




Parts List

Kit Number: 515-03-201230

ITEM NO.	PART NUMBER	DESCRIPTION	QTY.
1	457-4124Y1	Case 2130 Stack Fold Planter w/ Single Bulk Fill Hopper - PumpRight, Tower, LiquiShift, Section Valve Mount Bracket	1
2	380-1037	1/2" U-bolt Kit - Fits 4" x 2" tube (4" opening) includes flange nuts	2
3	300-080108-5	1/2" x 1-1/2" Hex Head Bolt-G5	4
4	330-08	1/2" Flat Washer	4
5	323-08	1/2" Flange Nut	4

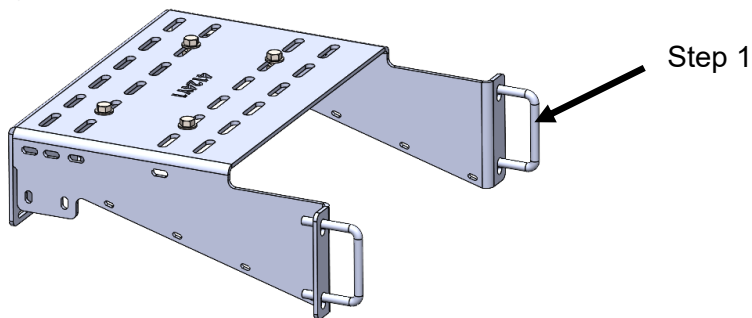




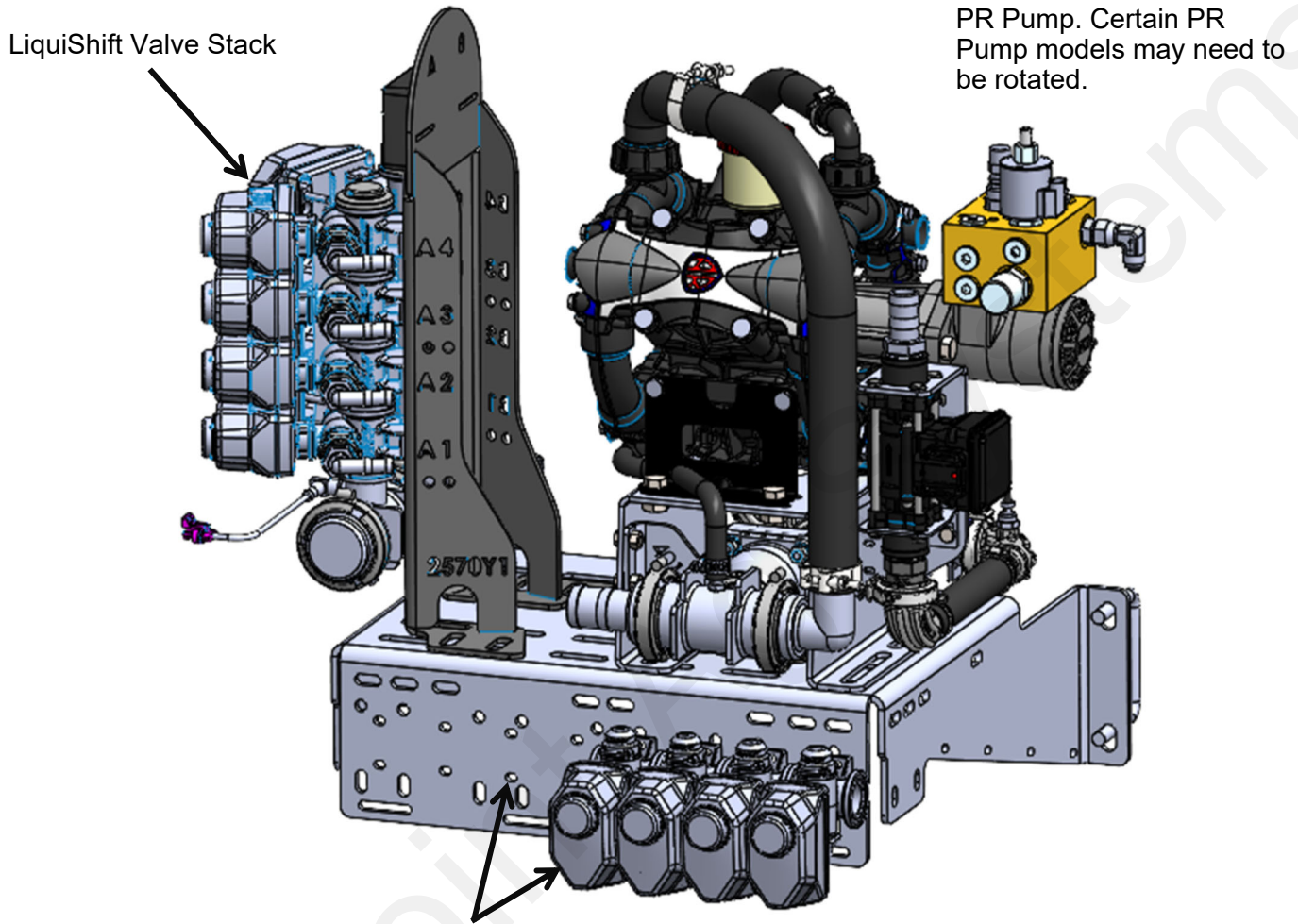
Step by Step Instructions



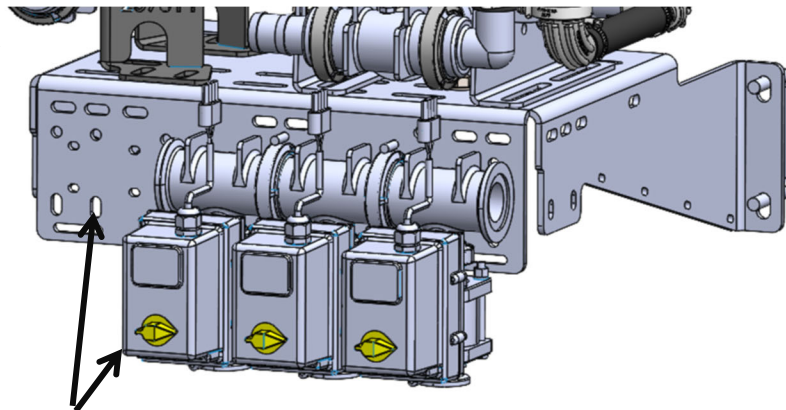
1. Fasten the 457-4124Y1 to either side of Bulk-Fill Hopper using the supplied 1/2" Square Bend U-bolts (380-1037) as shown in pictures above. Tighten nuts.
2. See mounting options on next page for PumpRight, Tower, LiquiShift and Section Valves.
3. USE CAUTION when folding implement into transport mode to verify that newly installed SureFire Ag Components do not interfere with Implement.



SureFire AG Component Mounting PR Pump, Liquishift and Section Valves



1. Up to eight (8) KZ TX2 Section Valves may be mounted to the side of the pump support bracket using the smaller bolt holes in the center as illustrated



2. Up to five (5) Banjo Section Valves may be u-bolted to the side of the pump support bracket using the larger bolt hole and slotted hole in the center as illustrated below.



SureFire AG Component Mounting Tower Systems

The Tower can be mounted on the pump mount bracket in two different locations as shown below. Mounting hardware supplied with Tower.

